

Antistatic polyurethane hose, medium-heavy, microbe resistant + flame-retardant

Applications

- flexible hose/ ducting for abrasive powder, bulk material, granulate and for gases
- printed circuit board drilling machine (PCB)
- offset printing machine: air supply, air supply cabinet
- air supply: UV dryer, IR dryer
- extraction unit, dedusting system, filter system, oil mist extraction
- chemical industry: chemical vapours, vapour return hose at loading arm, paint steam, spray mist extraction
- explosion hazard area
- textile industry, fiber extraction: spinning machine, knitting machine, weaving loom machine
- animal stall, animal shed: barn ventilation
- clean room ventilation, semiconductor production machine
- compressor, side channel blower, vacuum pump, pressure pump, pump
- surface preparation: shot blasting/ sand blasting recovery e.g. at blasting chamber, ship yard, stripping machine, flooring preparation machine, grinding machine

- municipal vehicle: sweeper, sweeping machine
- municipal vehicle: lawn mower, slope mower, leaf blower/ leaf collector
- scrubber, floor cleaning machine
- heating hose: exterior hose as protection hose

Properties

- medium-heavy duty
- highly abrasion resistant
- microbe resistant
- good resistance to oil, gasoline and chemicals
- very good low temperature flexibility
- flame-retardant according to: DIN 4102-B1
- permanently antistatic wall: electrical and surface resistance $<10^9 \Omega$
- in accordance with ATEX 2014/34/EU and German TRGS 727: pneumatic transport of flammable dusts and bulk materials (Zone 20, 21, 22 inside), aspiration of combustible dusts (Zone 22 inside), for conveying for flammable liquids (inside zone 0, 1, 2), for conveying for non-flammable liquids, for use in zone 1 and 2 (gases), for use in zone 0 (gases)

- conforms to the safety regulations of the German Wood Trade Association
- according to DIN 26057 Type 2
- conforms to RoHS guideline

Temperature Range

- 40°C to 90°C
- short time to 125°C

Design, Material

AIRDUC® profile hose

- spring steel wire firmly embedded in wall
- wall: permanently antistatic premium ester-polyurethane (Pre-PUR®)
- wall thickness 0,7 mm approx.

Delivery variants

- further diameters and lengths available on request
- transparent (standard)
- special colours: full coloured
- customer-specific branding

I.D. in / mm	O.D. mm	Over- pressure bar	Under- pressure bar	Bending Radius mm	Weight kg/m	Dimensions in Stock m	Further Production Lengths m	Order No.
1 / 25	32	2,585	0,610	23	0,190	5 10	15	350-0025-1002
- / 30	37	2,245	0,585	26	0,250	5 10	15	350-0030-1002
1,25 / 32	39	2,105	0,570	27	0,270	5 10	15	350-0032-1002
1,36 / 35	42	1,930	0,545	29	0,290	-	5 10 15	350-0035-1002
1,5 / 38	45	1,780	0,525	31	0,310	5 10	15	350-0038-1002
- / 40	47	1,360	0,505	32	0,330	5 10	15	350-0040-1002
1,75 / 44-45	52	1,390	0,460	35	0,370	5 10	15	350-0045-1002
2 / 50-51	57	1,350	0,435	38	0,400	5 10 15	-	350-0050-1002
- / 55	62	1,240	0,395	41	0,440	5 10	15	350-0055-1002
2,36 / 60	67	1,140	0,338	44	0,480	5 10 15	-	350-0060-1002
2,5 / 63-65	70	1,020	0,295	47	0,520	5 10	15	350-0065-1002
- / 70	77	0,975	0,245	50	0,560	5 10	15	350-0070-1002
3 / 75-76	82	0,910	0,220	53	0,590	5 10	15	350-0075-1002
- / 80	87	0,855	0,190	56	0,640	5 10 15	-	350-0080-1002
3,5 / 89-90	97	0,760	0,160	62	0,720	5 10	15	350-0090-1002
4 / 100-102	107	0,690	0,115	68	0,800	5 10 15	-	350-0100-1002
- / 110	117	0,625	0,105	74	0,870	5 10	15	350-0110-1002
4,5 / 114-115	122	0,600	0,100	77	0,900	5 10	15	350-0115-1002
4,72 / 120	127	0,570	0,095	80	0,950	5 10	15	350-0120-1002

Overpressure and underpressure are recommended threshold operating values, products can be subjected to higher loads upon request. The bending radius is measured through the inside of the hose arch. Additional technical data at www.norres.com. The right to make technical modifications is reserved. All values determined at 20°C and are approx. data.



I.D. in / mm	O.D. mm	Over- pressure bar	Under- pressure bar	Bending Radius mm	Weight kg/m	Dimensions in Stock m	Further Production Lengths m	Order No.
5 / 125-127	132	0,550	0,080	83	0,980	5 10	15	350-0125-1002
- / 130	137	0,525	0,080	86	1,010	5 10	15	350-0130-1002
5,5 / 140	147	0,490	0,080	92	1,090	5 10	15	350-0140-1002
6 / 150-152	157	0,455	0,075	98	1,400	5 10 15	-	350-0150-1002
6,3 / 160	167	0,415	0,065	104	1,500	5 10	15	350-0160-1002
6,5 / 165	172	0,400	0,060	106	1,540	-	5 10 15	350-0165-1002
- / 170	177	0,390	0,060	108	1,580	5 10	15	350-0170-1002
- / 175	182	0,355	0,050	113	1,630	5 10	15	350-0175-1002
7 / 178-180	187	0,350	0,050	116	1,670	5 10	15	350-0180-1002
8 / 200-203	207	0,315	0,050	128	1,860	5 10 15	-	350-0200-1002
- / 225	232	0,265	0,035	143	2,080	5 10	15	350-0225-1002
9 / 228-229	240	0,249	0,030	148	2,120	-	5 10 15	350-0228-1002
- / 250	257	0,240	0,020	158	2,310	5 10	15	350-0250-1002
10 / 254	261	0,236	0,020	160	2,350	5 10	15	350-0254-1002
- / 275	282	0,220	0,020	173	2,540	5 10	-	350-0275-1002
11 / 280	287	0,210	0,020	176	2,590	5 10	-	350-0280-1002
- / 300	307	0,200	0,020	188	2,770	5 10	-	350-0300-1002
12 / 305	312	0,196	0,018	191	2,810	5 10	-	350-0305-1002
- / 315	322	0,190	0,015	197	2,900	5 10	-	350-0315-1002
- / 325	332	0,185	0,015	203	2,990	-	5 10	350-0325-1002
13 / 330	337	0,183	0,015	206	3,040	-	5 10	350-0330-1002
- / 350	357	0,170	0,015	218	3,220	5 10	-	350-0350-1002
14 / 356	363	0,167	0,010	222	3,340	5 10	-	350-0356-1002
- / 400	407	0,150	0,010	248	4,170	5 10	-	350-0400-1002
16 / 405-406	413	0,148	0,010	253	4,230	-	5 10	350-0406-1002
- / 450	457	0,135	0,010	281	4,690	5 10	-	350-0450-1002
18 / 457	464	0,132	0,010	286	4,760	-	5 10	350-0457-1002
- / 500	507	0,120	0,010	313	5,200	5 10	-	350-0500-1002
20 / 508	515	0,117	0,010	318	5,280	-	5 10	350-0508-1002

Accessories




CLAMP 212



CLAMP 217



CLAMP 213



CONNECT 228



CONNECT MOULD
ASSEMBLY 233



CONNECT THREAD
FITTING 234



CONNECT TRI-CLAMP
FITTING 245



CONNECT DAIRY
FITTING 247




CONNECT ASEPTIC
FITTING 249



CONNECT 240 + 241



CONNECT 240 EC




CONNECT 242

Overpressure and underpressure are recommended threshold operating values, products can be subjected to higher loads upon request. The bending radius is measured through the inside of the hose arch. Additional technical data at www.norres.com. The right to make technical modifications is reserved. All values determined at 20°C and are approx. data.



CONNECT 243



CONNECT 244



CONNECT 245



CONNECT 246



CONNECT 223



CONNECT 270-271

Overpressure and underpressure are recommended threshold operating values, products can be subjected to higher loads upon request. The bending radius is measured through the inside of the hose arch. Additional technical data at www.norres.com. The right to make technical modifications is reserved. All values determined at 20°C and are approx. data.