

Food hose and pharmaceutical hose, medium-heavy and reinforced

Applications

- flexible hose/ ducting for abrasive powder, bulk material, granulate and for gases
- food industry, pharmaceutical industry: food-stuff, pharmaceutical
- conveying of dry foods e.g. rice, cereals, sugar, milk powder, powders, coffee, tea, grains, flour, frozen foods
- vacuum conveying device, vacuum hopper, suction conveyor, dosing system
- mixer, dryer, packaging machine, bulk-bag (big bag)-charging and discharging, mill
- industrial vacuum cleaners, vacuum cleaners

Properties

- medium-heavy duty
- highly abrasion resistant
- approved by an independent testing laboratory for the complete hose acc. to EU Directive 10/2011 and the latest Directive 2015/174, food grade polyurethane, complies with: FDA 21 CFR 177.2600 and 178.2010
- odourless and tasteless
- microbe and hydrolysis resistant
- good resistance to oil, gasoline and chemicals
- very good low temperature flexibility
- flame-retardant according to: UL94-HB
- conforms to RoHS guideline

Temperature Range

- 40°C to 90°C
- short time to 125°C

Design, Material

AIRDUC® profile hose

- spring steel wire firmly embedded in wall
- wall: special premium ether-polyurethane (Pre-PUR®)
- wall thickness 1,0 mm approx.

Delivery variants

- further diameters and lengths available on request
- transparent (standard)
- customer-specific branding

I.D. in / mm	O.D. mm	Over- pressure bar	Under- pressure bar	Bending Radius mm	Weight kg/m	Dimensions in Stock m	Further Production Lengths m	Order No.
1 / 25	32	2,690	0,495	23	0,200	5 10 15	20	351-0025-0000
- / 30	38	2,260	0,475	27	0,260	5 10	15	351-0030-0000
1,25 / 32	40	2,120	0,460	28	0,280	5 10 15	20	351-0032-0000
1,36 / 35	43	1,940	0,440	30	0,300	5 10	15	351-0035-0000
1,5 / 38	46	1,795	0,430	32	0,320	5 10 15	20	351-0038-0000
- / 40	48	1,710	0,420	33	0,340	5 10 15	20	351-0040-0000
1,75 / 44-45	53	1,525	0,385	36	0,380	5 10	15	351-0045-0000
2 / 50-51	58	1,370	0,365	39	0,410	5 10 15 20	-	351-0050-0000
- / 55	63	1,255	0,330	42	0,450	5 10 15	20	351-0055-0000
2,36 / 60	68	1,150	0,285	45	0,490	5 10 15	20	351-0060-0000
2,5 / 63-65	73	1,060	0,255	48	0,530	5 10 15	-	351-0065-0000
- / 70	79	0,990	0,210	52	0,590	5 10 15	-	351-0070-0000
3 / 75-76	84	0,920	0,195	55	0,640	5 10 15	20	351-0075-0000
- / 80	89	0,860	0,175	58	0,680	5 10 15	-	351-0080-0000
3,5 / 89-90	99	0,770	0,155	64	0,750	5 10	15	351-0090-0000
4 / 100-102	109	0,690	0,120	70	0,970	5 10 15	20	351-0100-0000
- / 110	119	0,630	0,110	76	1,060	5 10 15	-	351-0110-0000
4,5 / 114-115	124	0,605	0,105	79	1,110	5 10	15	351-0115-0000
4,72 / 120	129	0,580	0,105	82	1,160	5 10 15	-	351-0120-0000
5 / 125-127	134	0,560	0,085	85	1,200	5 10 15	-	351-0125-0000
- / 130	139	0,535	0,085	88	1,250	5 10	15	351-0130-0000
5,5 / 140	149	0,495	0,085	94	1,340	5 10	15	351-0140-0000
6 / 150-152	159	0,460	0,075	100	1,520	5 10 15	20	351-0150-0000
6,3 / 160	169	0,435	0,065	106	1,610	5 10	15	351-0160-0000
6,5 / 165	174	0,422	0,065	109	1,660	-	5 10 15	351-0165-0000

Overpressure and underpressure are recommended threshold operating values, products can be subjected to higher loads upon request. The bending radius is measured through the inside of the hose arch. Additional technical data at www.norres.com. The right to make technical modifications is reserved. All values determined at 20°C and are approx. data.



I.D. in / mm	O.D. mm	Over- pressure bar	Under- pressure bar	Bending Radius mm	Weight kg/m	Dimensions in Stock m	Further Production Lengths m	Order No.
- / 170	179	0,410	0,065	110	1,710	5 10	15	351-0170-0000
- / 175	184	0,400	0,055	115	1,760	5 10	15	351-0175-0000
7 / 178-180	189	0,385	0,055	118	1,810	5 10	15	351-0180-0000
8 / 200-203	209	0,350	0,055	130	2,000	5 10 15	-	351-0200-0000
- / 225	234	0,310	0,040	145	2,160	5 10	15	351-0225-0000
9 / 228-229	237	0,300	0,037	146	2,190	-	5 10 15	351-0228-0000
- / 250	259	0,280	0,020	160	2,390	5 10	15	351-0250-0000
10 / 254	263	0,276	0,020	163	2,430	-	5 10 15	351-0254-0000
- / 275	284	0,255	0,020	175	2,630	5 10	-	351-0275-0000
11 / 280	289	0,250	0,020	178	2,670	5 10	-	351-0280-0000
- / 300	309	0,230	0,020	190	2,860	5 10	-	351-0300-0000
12 / 305	314	0,220	0,020	193	2,910	-	5 10	351-0305-0000
- / 315	324	0,220	0,020	199	3,000	-	5 10	351-0315-0000
- / 325	334	0,215	0,015	205	3,100	-	5 10	351-0325-0000
13 / 330	339	0,210	0,015	208	3,150	-	5 10	351-0330-0000
- / 350	359	0,200	0,015	220	3,330	5 10	-	351-0350-0000
14 / 356	365	0,195	0,010	225	3,470	-	5 10	351-0356-0000
- / 375	384	0,185	0,010	237	3,900	-	5 10	351-0375-0000
- / 400	409	0,170	0,010	250	4,270	5 10	-	351-0400-0000
16 / 405-406	415	0,168	0,010	255	4,350	-	5 10	351-0406-0000
- / 450	459	0,155	0,010	283	4,800	-	5 10	351-0450-0000
18 / 457	466	0,152	0,010	288	4,880	-	5 10	351-0457-0000
- / 500	509	0,140	0,010	315	5,330	-	5 10	351-0500-0000
20 / 508	517	0,137	0,010	320	5,450	-	5 10	351-0508-0000

Accessories



CLAMP 212




CLAMP 212 EC



CLAMP 217



CLAMP 213



CONNECT 228



CONNECT MOULD
ASSEMBLY 233



CONNECT THREAD
FITTING 234




CONNECT TRI-CLAMP
FITTING 245




CONNECT DAIRY FITTING
247




CONNECT ASEPTIC
FITTING 249



CONNECT 240 + 241
FOOD



CONNECT 243 FOOD



CONNECT 244 FOOD



CONNECT 245 FOOD



CONNECT 246 FOOD



CONNECT 223



CONNECT 270-271

Overpressure and underpressure are recommended threshold operating values, products can be subjected to higher loads upon request. The bending radius is measured through the inside of the hose arch. Additional technical data at www.norres.com. The right to make technical modifications is reserved. All values determined at 20°C and are approx. data.